

Voltage Monitoring Series SM 175

- Compact 17.5 mm Wide
- Protects against Phase Loss, Phase Reversal & Phase Asymmetry
- Multi-Voltage: Three Phase wire @ 208 - 480 VAC
- Selectable Under Voltage / Over Voltage & Asymmetry
- LED Indication for all Faults & for change in settings during run time for better security
- Adjustable Time Delay
- 1 C/O Configuration






Ordering Information

Cat. No.	Description
MN21D5	208 - 480 VAC, Phase Loss Monitoring, 1 C/O
MK21D5	208 - 480 VAC, Phase Loss, Phase Sequence Monitoring , 1 C/O
MC21D5	208 - 480 VAC, Phase Loss, Phase Sequence, Phase Asymmetry Monitoring (30% Fixed), 1 C/O
MA21DN	208 - 480 VAC, Phase Loss, Phase Sequence, Phase Asymmetry Monitoring (5% to 15% Variable), 1 C/O
MOF1D51	208 - 480 VAC, Phase Loss, Phase Asymmetry Monitoring (10% Fixed), with trip time < 65 ms, 1 C/O

Voltage Monitoring Series SM 175



Cat. No.		MN21D5	MK21D5	MC21D5	MA21DN
Parameters					
Supply Voltage (ϕ)		208 - 480 VAC, (3 Phase 3 Wire)			
Supply Variation		-12% to + 10% (of ϕ)			
Frequency		50/60 Hz			
Power Consumption (Max.)		3.5 VA			
Trip Levels	Phase Loss	Yes	Yes	Yes	Yes
	Phase Sequence	N A	Yes	Yes	Yes
	Phase Asymmetry	N A	N A	30% Fixed	5% to 15%
Time Delay	ON Delay	< 750 ms	< 750 ms	< 750 ms	5s
	Trip Time (OFF Delay)	< 65 ms	100 ms	100 ms	0.5 to 15 s (Selectable)
Output	Relay Output	1 C/O			
	Contact Rating	5A @ 250 VAC / 30 VDC (Resistive)			
	Electrical Life	1X10 ⁵			
	Mechanical Life	3X10 ⁵			
Utilization Category	AC - 15	Rated Voltage (Ue): 120/240 V, Rated Current (Ie): 3.0/1.5 A			
	DC - 13	Rated Voltage (Ue): 24/125/250 V, Rated Current (Ie): 2.0/0.22/0.1 A			
LED Indication	Healthy	Relay LED Continuous ON			
	Phase Reverse	N A	Relay LED Flashing		
	Asymmetry	Relay LED Off (Red Colour)	N A	Relay LED Off (Red Colour)	
Operating Temperature		- 15° C to +60° C			
Storage Temperature		- 20° C to +80° C			
Humidity (Non Condensing)		95% (Rh)			
Enclosure		Flame Retardant UL 94-V0			
Dimension (W x H x D) (in mm)		17.5 X 90 X 58.5			
Weight (unpacked)		70 g			
Mounting		Base / DIN rail			
Degree of Protection		IP 20 for Terminal, IP 30 for Enclosure			
Certification		  			

EMI / EMC

Harmonic Current Emissions	IEC 61000-3-2
ESD	IEC 61000-4-2
Radiated Susceptibility	IEC 61000-4-3
Electrical Fast Transients	IEC 61000-4-4
Surges	IEC 61000-4-5
Conducted Susceptibility	IEC 61000-4-6
Voltage Dips & Interruptions (AC)	IEC 61000-4-11
Conducted Emission	CISPR 14-1
Radiated Emission	CISPR 14-1

Environmental

Cold Heat	IEC 60068-2-1
Dry Heat	IEC 60068-2-2
Vibration	IEC 60068-2-6
Repetitive Shock	IEC 60068-2-27
Non-Repetitive Shock	IEC 60068-2-27

Voltage Monitoring Series SM 175






Ordering Information

Cat. No.	Description
MD21DF	208 - 480 VAC, UV / OV, Phase Loss & Sequence with Selectable OFF Delay, 1 C/O
MG21DH	208 - 480 VAC, UV / OV & SPP with Selectable ON Delay, 1 C/O
MG21DF	208 - 480 VAC, UV / OV & SPP with Selectable OFF Delay, 1 C/O
MGD1DR	208 - 480 VAC, UV / OV & SPP with Selectable ON Delay & OFF Delay, 1 C/O
MAE03D0200	115 VAC/DC or 240 VAC/DC, UV / OV with Selectable ON & OFF Delay, 1 C/O
MF31B0	220 VAC, Single Phase Under Voltage Relay
MF51B0	400 VAC, Three Phase Under Voltage Relay

UL Approval not applicable to Cat Nos. MN21D5, MOF1D51, MGD1DR, MAE03D0200, MF31B0, MF51B0

Voltage Monitoring Series SM 175



Cat. No.		MD21DF	MG21DH	MG21DF	MGD1DR
Parameters					
Supply Voltage (ϕ)		208 - 480 VAC, (3 Phase 3 Wire)			400 VAC, (3 Phase 3 Wire)
Supply Variation		-12% to + 10% (of ϕ)			
Frequency		50/60 Hz			
Power Consumption (Max.)		3.5 VA			
Settable Nominal Voltage		208 - 220 - 380 - 400 - 415 - 440 - 480 VAC			N A
Trip Levels	Phase Loss	Yes			
	Phase Sequence	Yes			
	Phase Asymmetry	N A		10% Fixed	
	Under Voltage	-2% to -20% (of ϕ)		-5% to -25% (of ϕ)	
	Over Voltage	+2% to +20% (of ϕ)		+5% to +25% (of ϕ)	
Time Delay	ON Delay	5 s	0.5 to 100 s (Selectable)	5 s	0.5 to 100 s (Selectable)
	Trip Time (OFF Delay)	0.5 to 15 s (Selectable)	5 s	0.5 to 100 s (Selectable)	0.5 to 15 s (Selectable)
Output	Relay Output	1 C/O			
	Contact Rating	5A @ 250 VAC / 30 VDC (Resistive)			
	Electrical Life	1X10 ⁵			
	Mechanical Life	3X10 ⁶			
Utilization Category	AC - 15	Rated Voltage (Ue): 120/240 V, Rated Current (Ie): 3.0/1.5 A			
	DC - 13	Rated Voltage (Ue): 24/125/250 V, Rated Current (Ie): 2.0/0.22/0.1 A			
LED Indication	Healthy	Red LED: Supply Healthy → Continuous ON, Phase Reverse → Flashing			
	UV	Red LED: Under Voltage → Continuous ON			
	OV	Red LED: Over Voltage → Continuous ON			
	Asymmetry	Red LED: Asymmetry → Continuous ON			
	All LED's	Phase Fail or Higher Cut OFF(> 560 VAC) or lower cut off (<175 VAC), Blinking → Pot changed during running conditions			
Operating Temperature		- 15° C to +60° C			
Storage Temperature		- 20° C to +80° C			
Humidity (Non Condensing)		95% (Rh)			
Enclosure		Flame Retardant UL 94-V0			
Dimension (W x H x D) (in mm)		18 X 59 X 90			
Weight (unpacked) Approx.		70 g			
Mounting		Base / DIN rail			
Degree of Protection		IP 20 for Terminal, IP 30 for Enclosure			
Certification		  			

EMI / EMC

Harmonic Current Emissions	IEC 61000-3-2
ESD	IEC 61000-4-2
Radiated Susceptibility	IEC 61000-4-3
Electrical Fast Transients	IEC 61000-4-4
Surges	IEC 61000-4-5
Conducted Susceptibility	IEC 61000-4-6
Voltage Dips & Interruptions (AC)	IEC 61000-4-11
Conducted Emission	CISPR 14-1
Radiated Emission	CISPR 14-1

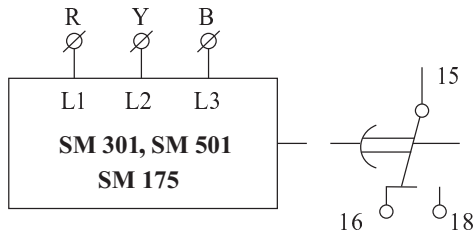
Environmental

Cold Heat	IEC 60068-2-1
Dry Heat	IEC 60068-2-2
Vibration	IEC 60068-2-6
Repetitive Shock	IEC 60068-2-27
Non-Repetitive Shock	IEC 60068-2-27

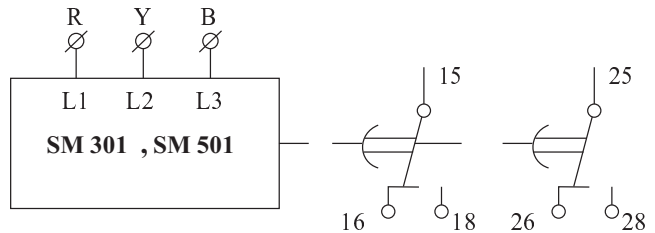
Voltage Monitoring Series



CONNECTION DIAGRAM

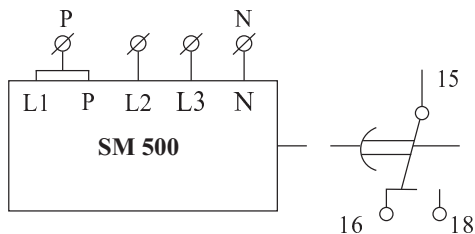


MA51BC, MA51BK, MN21D5, MK21D5, MC21D5
MA21DN, MD21DF, MG21DH, MG21DF, MGD1DR

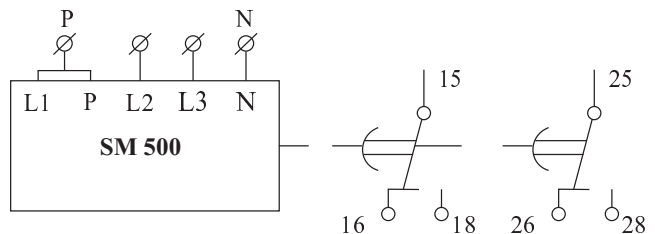


MG53BH, MG53BF, MG63BH, MG63BF
MG53BI, MG53BO, MB53BM, MC21B5

SINGLE PHASE

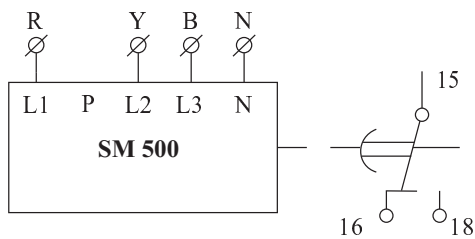


MD71BH, MD71BF, MD71B9

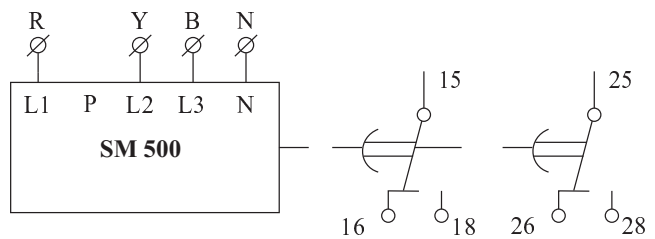


MG73BH, MG73BF, MG73B9

THREE PHASE

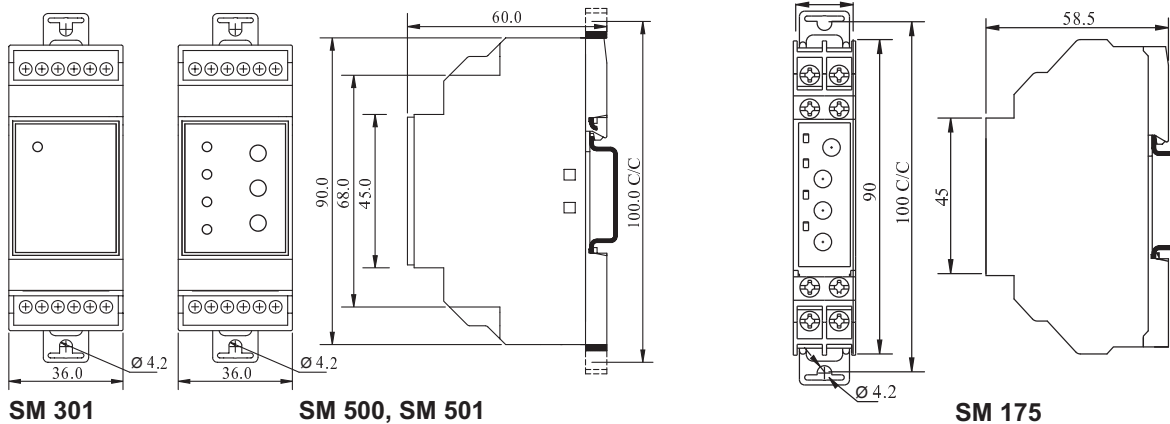


MD71BH, MD71BF, MD71B9





MG73BH, MG73BF, MG73B9, MAC04D0100 (P is not applicable in neutral loss)



MOUNTING DIMENSION (mm)



TERMINAL TORQUE & CAPACITY

 Ø 3.5	0.54 N.m (6 Lb.in)
	1 x 2.5 mm ² Solid Wire/Stranded
AWG	1 x 24 to 12

SM 301, SM 500, SM 501

 Ø 3.5 mm....5.0mm	0.80 N.m (7.1 Lb.in)
	2 x 2.5 mm ² Solid/Stranded Wire
AWG	2 x 20 to 14

SM 175