


# Synchronous Timer - Series EM 2000

- Time delay is independent of normal voltage & temperature fluctuations
- Large knob operating on a linear scale makes time setting easy
- Set time is indicated by a fixed pointer of the setting knob.
- Time left for completion of cycle is indicated by red pointer
- Wiring is quicker and easier as terminals are in the front of the unit
- All part subjected to wear & tear are made of 'Delrin' which has high resistance to wear & tear and thus ensures longer life.

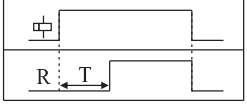


## Ordering Information

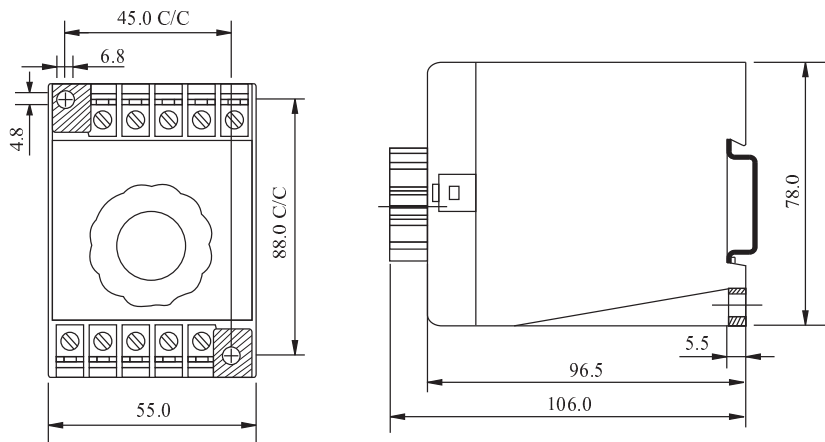
Timing Ranges	Voltage	Contact
C 1.0 - 30 Sec	3 110V AC 50 Hz	5 1 Del C/O
J 2.0 - 60 Sec	4 240V AC 50 Hz	6 2 Del C/O
Q 4.0 - 120 Sec	5 415V AC 50 Hz	

# Synchronous Timer - Series EM 2000

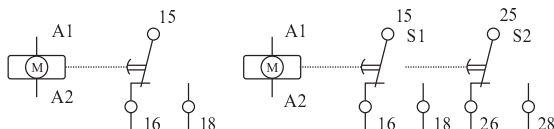


Mode	ON Delay	
Functional Diagram		
Supply Variation	- 20% to +10%	
Frequency Variation	95% to 105%	
Timing Range	1s to 120s	
Repeat Accuracy	± 2% of Full Scale Range at Constant Frequency	
Output	Output Contact	1 Delayed C/O or 2 Delayed C/O (Resistive)
	Contact Rating	5A @ 250 VAC (Resistive)
	Switching Frequency	1000 operations / hr. (Max.)
Operating Temperature	-5°C to 45°C	
Enclosure	Conforms to IP30 - IS 13947.	
Dimension (W x H x D) (in mm)	55 X 88 X 106	
Weight (unpacked)	260 g	
Mounting	Base/DIN Mounting & can be mounted on vertical plane with maximum inclination of 15° from vertical.	
Terminal Connection	1– 2.5 mm <sup>2</sup> solid/stranded.	
Degree of Protection	IP20	

## MOUNTING DIMENSION (mm)

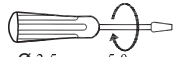



## CONNECTION DIAGRAM



Note : Switch 2 operates before switch 1

## TERMINAL TORQUE & CAPACITY

	0.80 N.m (7.1 Lb.in)
	2 x 2.5 mm <sup>2</sup> Solid/Stranded Wire
AWG	2 x 20 to 14