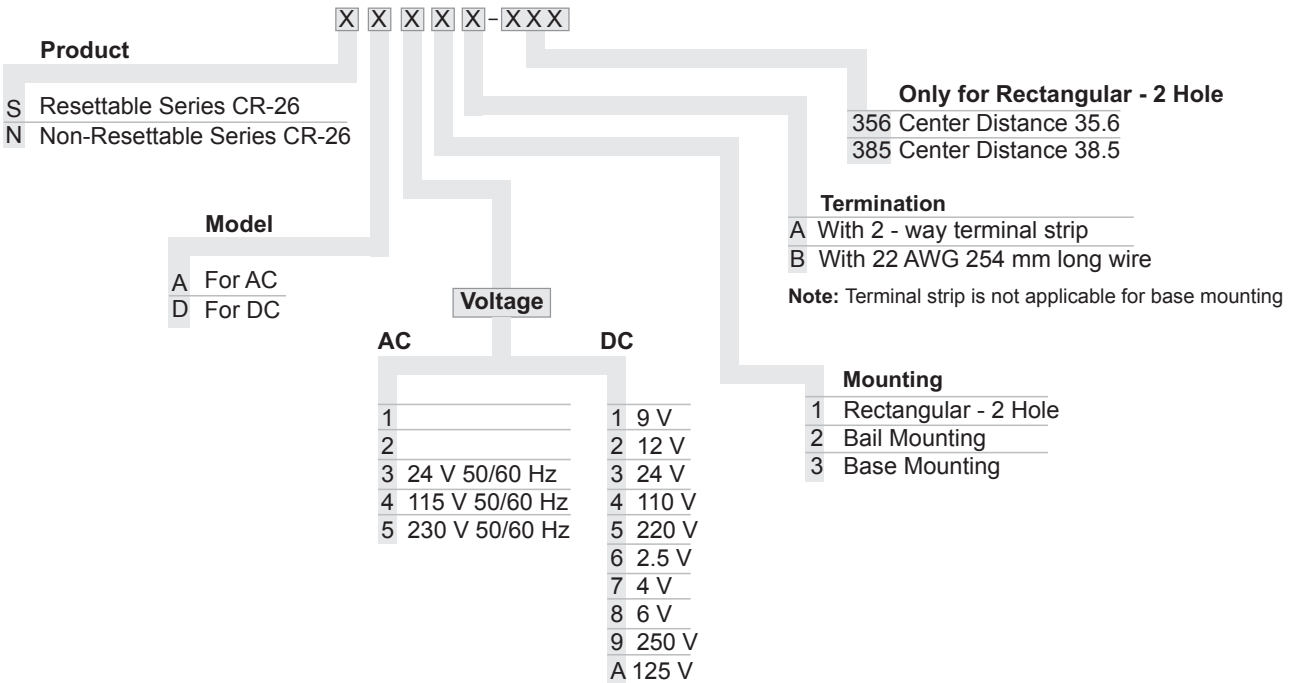


Impulse Counter Series CR 26


- 6-digit Compact and Robust Design
- Push-button quick reset
- High Accuracy and Reliability
- Requires no lubrication or maintenance
- Optional locking for reset button
- Ideal where space is limitation
- Three mounting options: Bail, Panel, Base



Note: Other voltages will be made available upon request.

Impulse Counter Series CR 26

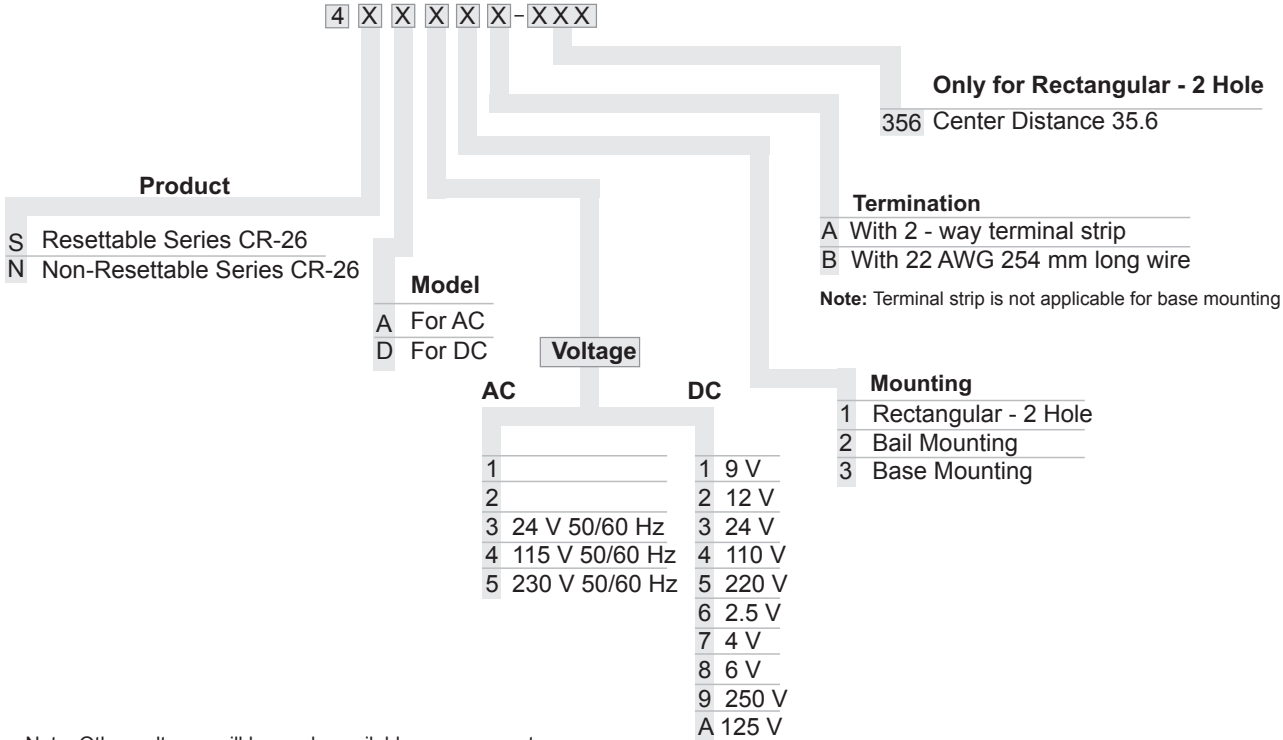


Cat. No.	SD21A-385	SD31A-385	SA41A-356	SA51A-356
Parameters				
Supply Voltage (ϕ)	12 VDC	24 VDC	115 VAC	230 VAC
Supply Variation	+10% to -15% (of ϕ)			
Power Consumption (Max.)	2 W		3 W	
Figure	6 Digit, White on Black, (4.0 mm) Height			
Maximum Range	9,99,999			
Operating Life	Beyond 100 million counts			
Speed	10 Hz Maximum (600 Counts / Minute)			
Pulse Width	50 ms minimum			
Counting Method	One Pulse - One count (energizing - 1/2 count, de-energized - 1/2 count)			
Continuous Energizing	Permissible			
Reset	Manual push button Reset (Reset button can be locked or sealed to avoid accidental reset)			
Weight (unpacked)	142 g			
Operating Temperature	-5° C to +50° C (Non-Freezing)			
Humidity (Non Condensing)	45 to 85% (Rh)			
Termination	22 AWG, 105° C wire leads, 254 mm long / 2 way Terminal Strip			
Type of Mounting	Panel, Bail & Base			
Degree of Protection	IP 30			
Certification				
Applications	Ideal for use in - Machine tools, Business Machines, Test Instruments, Amusement Instruments and Measuring devices			

Note: Do not push reset button during change over.

Impulse Counter Series CR 26 (4-Digit)


- 4-digit Compact and Robust Design
- Push-button quick reset
- High Accuracy and Reliability
- Requires no lubrication or maintenance
- Optional locking for reset button
- Ideal where space is limitation
- Three mounting options: Bail, Panel, Base



Note: Other voltages will be made available upon request.

Impulse Counter Series CR 26 (4-Digit)



Cat. No.	4SD21A-356	4SD31A-356	4SA41A-356	4SA51A-356
Parameters				
Supply Voltage (±)	12 VDC	24 VDC	115 VAC	230 VAC
Supply Variation	+10% to -15% (of ±)			
Power Consumption (Max.)	2 W		3 W	
Figure	4 Digit, White on Black, (4.0 mm) Height			
Maximum Range	9999			
Operating Life	Beyond 100 million counts			
Speed	10 Hz Maximum (600 Counts / Minute)			
Pulse Width	50 ms minimum			
Counting Method	One Pulse - One count (energizing - 1/2 count, de-energized - 1/2 count)			
Continuous Energizing	Permissible			
Reset	Manual push button Reset (Reset button can be locked or sealed to avoid accidental reset)			
Weight (unpacked)	113 g			
Operating Temperature	-5° C to +50° C (Non-Freezing)			
Humidity (Non Condensing)	45 to 85% (Rh)			
Termination	22 AWG, 105° C wire leads, 254 mm long / 2 way Terminal Strip			
Type of Mounting	Panel, Bail & Base			
Degree of Protection	IP 30			
Certification				
Applications	Ideal for use in - Machine tools, Business Machines, Test Instruments, Amusement Instruments and Measuring devices			

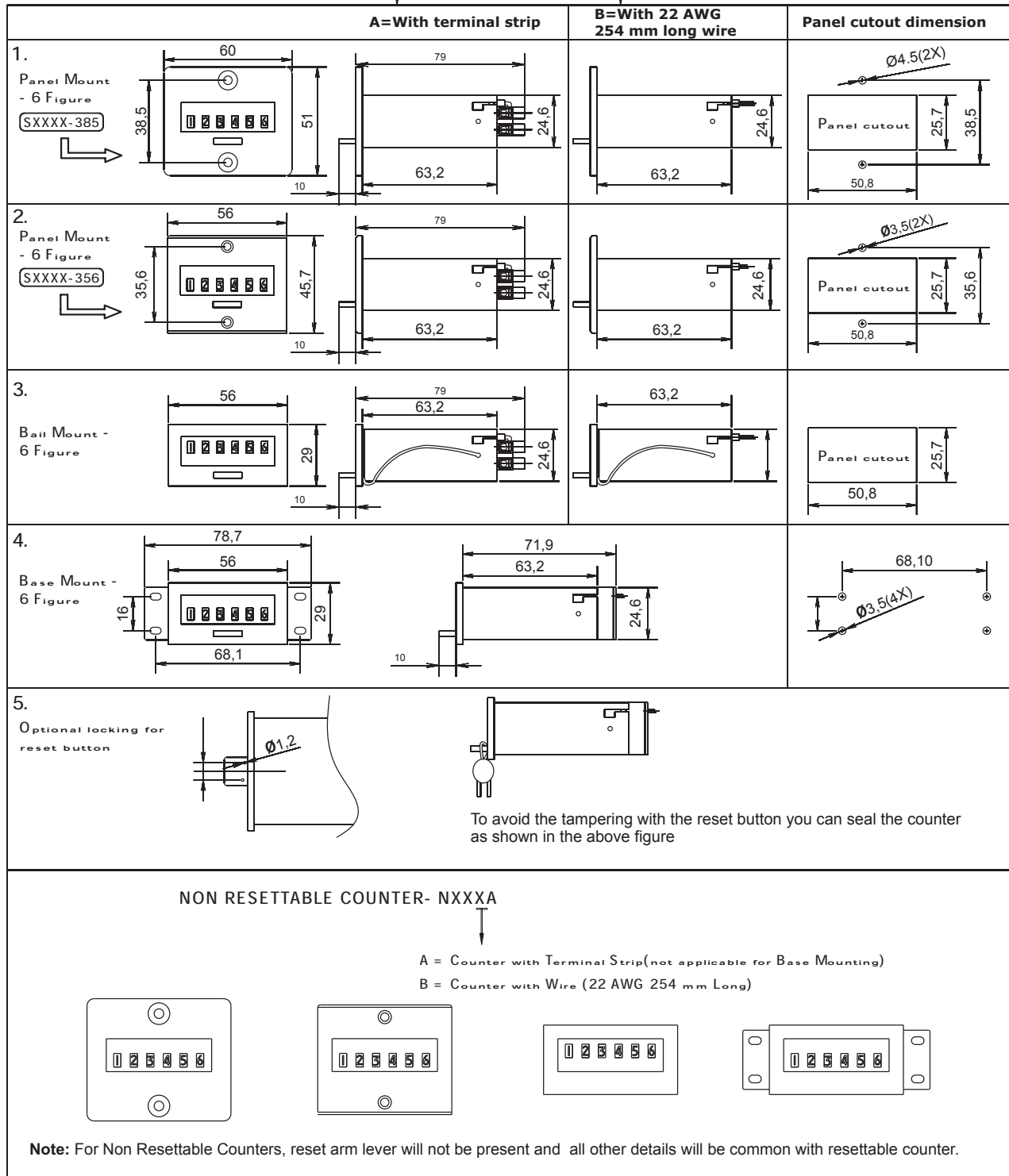
Note: Do not push reset button during change over.

Impulse Counter Series CR 26

MOUNTING DIMENSION (mm)

IMPULSE COUNTER CR 26

Resettable Counter
SXXXA



Impulse Counter Series CR 26 (4-Digit)

MOUNTING DIMENSION (mm)

IMPULSE COUNTER CR 26 (4 FIG)

Resettable Counter

4XXXXA

	A=With terminal strip	B=With 22 AWG 254 mm long wire	Panel cutout dimension
<p>1. Panel Mount - 4 Figure</p> <p>4XXXXX-356</p>			
<p>2. Bail Mount - 4 Figure</p> <p>4XXXXX</p>			
<p>3. Base Mount - 4 Figure</p> <p>4XXXXX</p>			
<p>4. Optional locking for reset button</p> <p>To avoid the tampering with the reset button you can seal the counter as shown in the above figure</p>			
<p>NON RESETTABLE COUNTER- NXXXXA</p> <p>A = Counter with Terminal Strip(not applicable for Base Mounting)</p> <p>B = Counter with Wire (22 AWG 254 mm Long)</p>			
<p>Note: For Non Resettable Counters, reset arm lever will not be present and all other details will be common with resettable counter.</p>			