

Digital Time Switches *Crono*[®] & *Pulse*

- Precise time programming for Daily/Weekly/Pulse switching
- 25 ON/OFF programs
- Weekend Exclusion (FRI SAT or SAT SUN) and Weekly OFF programming
- LED Indication of Relay status
- 12/24 h display formats
- 6 Years Battery reserve
- Simple Reset & Manual override
- Settable DST & Keypad Lock Feature






Ordering Information

Cat. No.	Description
67DDT0	110 - 240 VAC, Digital Time Switch - Crono, 1 C/O
6GHDT0	24 VDC, Digital Time Switch - Crono, 1 C/O
69HDT0	12 VDC, Digital Time Switch - Crono, 1 C/O
67DDT9	110 - 240 VAC, Digital Time Switch - Pulse, 1 C/O
6GHDT9	24 VDC, Digital Time Switch - Pulse, 1 C/O
69HDT9	12 VDC, Digital Time Switch - Pulse, 1 C/O

Digital Time Switches *Crono*[®] & *Pulse*



Cat. No.	67DDT0 (<i>Crono</i> [®])	67DDT9 (<i>Pulse</i>)
Parameters		
Supply Voltage	110 - 240 VAC	
Supply Variation	-20 % to +10%	
Frequency	50/60 Hz	
Power Consumption (Max.)	6 VA	
Number of Programs	25 ON/OFF Programs	16 Pulse Programs
Minimum Switching Time	1 min	1 s
Pulse Duration	N A	1 to 59 s (Programmable)
Number of Operating Modes	5	3
Description of Modes	<ul style="list-style-type: none"> • AUTO - Program Run • ON AUTO - Instant ON up to next Auto Event • AUTO OFF - Instant OFF up to next Auto Event • ON - Continuous ON • OFF - Continuous OFF 	<ul style="list-style-type: none"> • AUTO - Program Run • ON - Continuous ON • OFF - Continuous OFF
Display	3 Lines Text LCD	
DST	Programmable	
Clock Accuracy	± 2 s/day max. over the Operating Temperature range	
Power Reserve from Factory	6 Years	
Output	Relay Output	1 C/O
	Contact Rating	16A (For 'NO') & 5A (For 'NC') @ 240 VAC / 24 VDC (Resistive), Inductive (cos φ = 0.6):- 6 A @ 250 VAC
	Electrical Life	3x10 ⁴
	Mechanical Life	5x10 ⁴
Utilization Category	AC - 15	Rated Voltage (Ue): 120/240 V, Rated Current (Ie): 3/1.5 A
	DC - 13	Rated Voltage (Ue): 24/125/250 V, Rated Current (Ie): 2.0/0.22/0.11 A
Operating Temperature	-10°C to + 55°C	
Storage Temperature	-10°C to + 60°C	
Humidity (Non Condensing)	95% (Rh)	
LED Indication	Red LED → Relay ON	
Enclosure	Flame Retardant UL94-V0	
Dimension (W x H x D) (in mm)	36 X 90 X 65	
Weight (unpacked) Approx.	110 g	
Mounting	Base / DIN rail	
Certification	  	
Degree of Protection	IP 20 for Terminals, IP 40 for Enclosure	

EMI / EMC

Harmonic Current Emissions	IEC 61000-3-2
ESD	IEC 61000-4-2
Radiated Susceptibility	IEC 61000-4-3
Electrical Fast Transients	IEC 61000-4-4
Surges	IEC 61000-4-5
Conducted Susceptibility	IEC 61000-4-6
Voltage Dips & Interruptions (AC)	IEC 61000-4-11
Conducted Emission	CISPR 14-1
Radiated Emission	CISPR 14-1

Environmental

Cold Heat	IEC 60068-2-1
Dry Heat	IEC 60068-2-2
Vibration	IEC 60068-2-6
Repetitive Shock	IEC 60068-2-27
Non-Repetitive Shock	IEC 60068-2-27

Applications

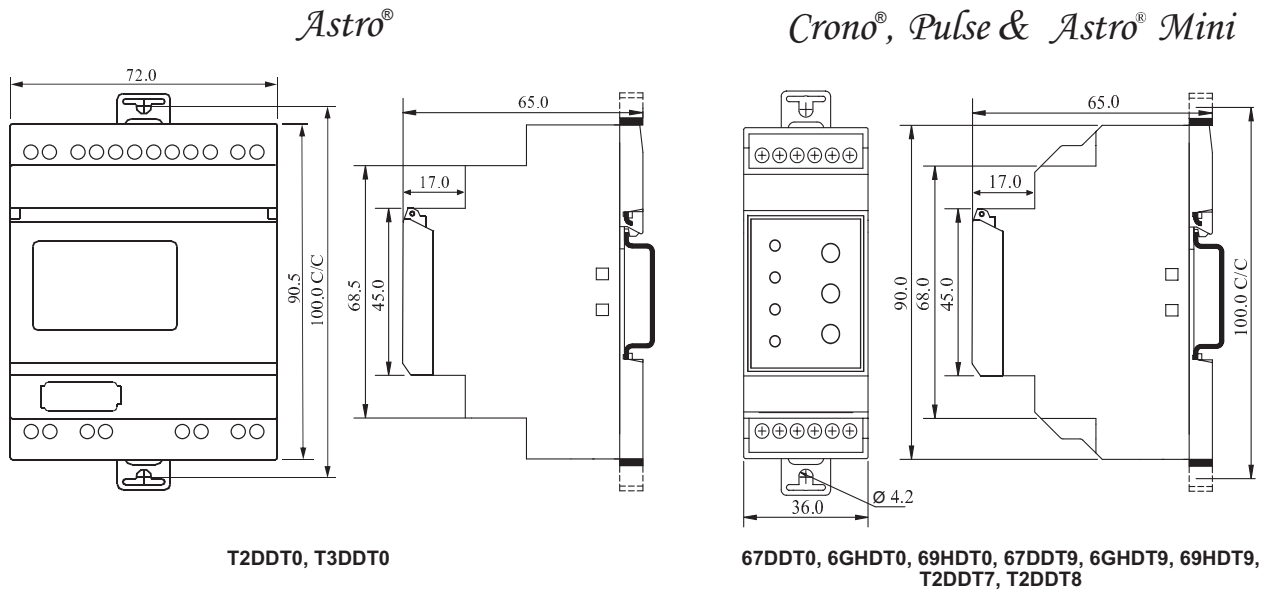
Ideal for Lighting applications like street lighting, Advertising Displays, Glowsigns.
Also can be used for Air conditioners / Coolers, Geysers, conveyors, pumps etc.

Ideal for Siren, Bell applications

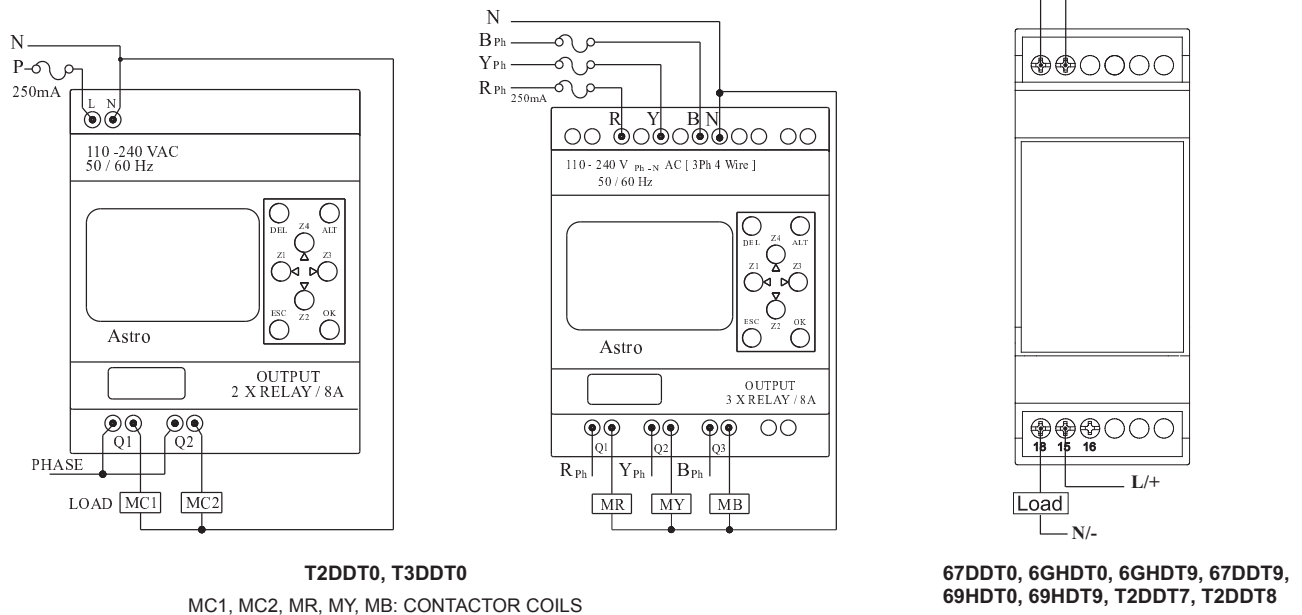
Astronomical Time Switch *Astro*[®]



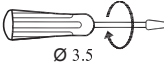

MOUNTING DIMENSION (mm)



CONNECTION DIAGRAM



TERMINAL TORQUE & CAPACITY

	0.54 N.m (6 Lb.in)
	1 x 2.5 mm ² Solid Wire/Stranded
AWG	1 x 24 to 12

T2DDT0, T3DDT0, T2DDT7, T2DDT8, 67DDT0, 67DDT9